

# Quick Parent Reference Guide

*Opening the doors to a safe and successful school year!*



## DAILY WELLNESS CHECK

EVERY IN-SCHOOL DAY,  
PLEASE DO THE FOLLOWING BEFORE  
TRANSPORTING YOUR CHILD(REN)  
TO SCHOOL VIA YOUR ASSIGNED  
SCHOOL BUS OR OTHER TRANSPORTATION:

1. Take your child(ren)'s temperature daily and complete the District's Health app.
2. If your child is feeling ill, especially if he/she is running a temperature of 100F or more, keep your child home from school.
3. If you suspect your child has contracted COVID-19, contact the school district's COVID Coordinator immediately:  
Miss Gail Hunker: (516) 733-2149. A list of testing facilities will be provided to you.

### WHO TO CONTACT:

District COVID Coordinator  
Gail Hunker (516) 733-2149

School Nurse

Principal

### RESOURCE & LINKS:

Utilize the Family Morning Checklist  
on the last page

[Parent Handbook "Home Pre-Check" section](#)

[HPS Family Guide](#)

## PACKING YOUR STUDENT'S COVID-19 SAFEGUARDS

IN ADDITION TO THE  
EVERYDAY ITEMS YOUR  
CHILD(REN) BRING TO SCHOOL,  
PLEASE ENSURE YOU PACK:

1. A spare mask(s) for your child(ren), in addition to the one he/she will be wearing upon transport to school.
2. Any other COVID-19 safeguard you have been asked to pack by your child(ren)'s school principal, school nurse and/or teacher. (i.e. labeled and bagged art supplies, personal hand-sanitizer/wipes, reusable, plastic water bottle).

### WHO TO CONTACT:

Principal

School Nurse

Teacher(s)

### RESOURCE & LINKS:

[CDC: Schools and Child Care Programs](#)


[Parent Handbook](#)

["What to bring to school" section](#)

## TRANSPORTATION

FOR CHILDREN TAKING DISTRICT TRANSPORTATION BUSES TO AND FROM SCHOOL, PLEASE ENSURE YOUR CHILD(REN):

1. Enters the bus wearing a mask and is reminded to keep the mask on at all times COVERING HIS/HER NOSE AND MOUTH!
2. Listens to the bus driver and follows all directions given.



### WHO TO CONTACT:

Bus Driver

Monitor

Teacher(s)

### RESOURCE & LINKS:

[Parent Handbook "Transportation" section](#)

[HPS Family Guide](#)

District Transportation Office: (516) 733-2185

[Transportation Department Webpage](#)

## SAFE SOCIAL DISTANCING

TO ENSURE THE SAFETY OF YOUR CHILD(REN) AND OUR SCHOOL STAFF WHILE ATTENDING IN-SCHOOL INSTRUCTION, PLEASE:

1. Explain that maintaining a distance of 6 feet in all directions from others keeps everyone safe.
2. Show your child(ren) what 6 feet actually looks like (measuring tape, ribbon, tape on floor).
3. Explain that practicing social distancing is a sign to others that your child(ren) respects and cares for others.

### WHO TO CONTACT:

Teacher(s)

Principal

School Nurse

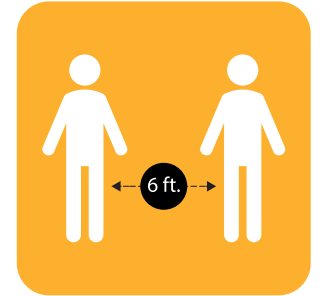
### RESOURCE & LINKS:

[CDC: Operating Schools during COVID-19](#)

[Parent Handbook "Social Distancing" section](#)

[HPS Family Guide](#)

### SOCIAL DISTANCING



WEAR A  
FACE MASK



## IN-SCHOOL ETIQUETTE

SCHOOL WILL BE DIFFERENT THIS YEAR.  
MANY NEW SAFEGUARDS  
AND PROCEDURES ARE IN PLACE.  
PLEASE ENSURE THAT YOUR CHILD(REN):

1. Understands that mask-wearing, social distancing, and hand hygiene on the bus and during in-school instruction are expected at all times.
2. Remains vigilant. Vigilance will ensure the safety of your child(ren), and his/her classmates, friends, teachers, and school staff.
3. Follows all directions from the adult in charge at all times.

### WHO TO CONTACT:

Bus driver/Monitor

Greeters

Teacher(s)/Principal

### RESOURCE & LINKS:

[Parent Handbook](#)  
[“In-School Expectations” section](#)

[HPS Family Guide](#)

## REMOTE LEARNING/ HYBRID ETIQUETTE

EVERY K-12 STUDENT WILL RECEIVE  
A DEVICE FOR REMOTE INSTRUCTION.  
ONLINE LEARNING PLATFORMS USING  
THESE DEVICES HAVE GUIDELINES FOR  
SAFE USAGE. PLEASE BE AWARE:

1. The same expectations for appropriate student conduct also apply during remote learning.
2. Recording audio and video or taking photos and screenshots of a videoconference during remote learning is not permitted.

### WHO TO CONTACT:

Teacher(s)

School Computer  
Teaching Assistant


### RESOURCE & LINKS:

[Parent Handbook “Remote Learning” section](#)

Technology Department: (516) 733-2170  
[Information Technology Department Webpage](#)




# FAMILY MORNING CHECKLIST




**Take your child's temperature**

A fever is 37.7 C or 100 F



**Check for symptoms**

fever or chills, cough, shortness of breath or difficulty breathing, fatigue muscle or body aches, headache, new loss of taste or smell, sore throat congestion or runny nose, nausea or vomiting, diarrhea




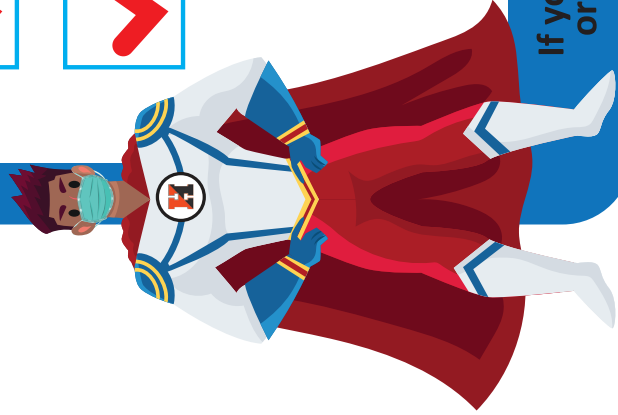
**Log onto the School Health App**

Use the app to answer health questions in order to start the school day



**Wear your mask**

Helpful Tip: Keep a zip lock bag with extra masks in your child's backpack



## BE A HICKSVILLE SUPERHERO

**If your child is experiencing any symptoms or a fever, please keep your child home.**

### Don't forget!

Use the space below to add extra things your child may need in school each day.  
(water bottle, lunch money, chromebook, etc.)

---

---

---

---

---

---